
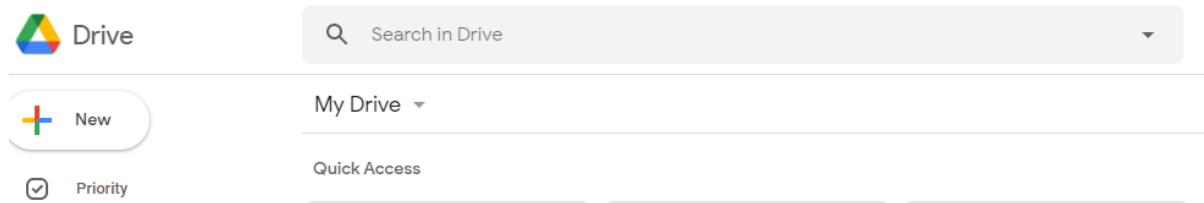


How to find your folder if you can't see it in classroom.

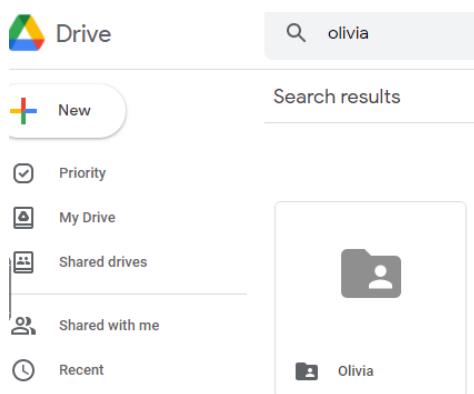
Go to the google home page and click on the 9 dot grid next to your login icon.





Click on drive and it will open your google drive which is where all your work is saved by google.



In the search box type your name.



Your folder will appear. This is linked to your classroom and you can save your work to it.

 New Priority My Drive Shared drives

My Drive > ... > Miss Phillips > Olivia ▾

Folders

 week 2 week 3 week 4

Open the folder and right click to upload.

Any problems let your class teacher know as soon as possible.